



Iberográfica

Capa Rota - Portugal

Blankets Comparison 2 & 3 Ply Construction

Elongation & Tensile 4 Ply Thickness

Doc. PROC- LAB - 009A

Date: 24 - 06 - 2011

Page 1 of 8 Rev. 0

Brand/Model	Sample/Job#	L0 mm	L1 mm	L mm	L-L1 mm	E1% ‰	L-L0 mm	E% %	Modulus MPa	LM mm	LM-L0 mm	EM% %	LoadM kN
D / I	-/888111	320,08	324,22	324,76	0,54	1,66	4,68	1,46	1117	333,04	12,96	4,05	2,51
D / I	-/888111	320,76	324,5	325,01	0,51	1,56	4,25	1,32	1151	332,94	12,18	3,8	2,52
D / II	-/892171	320,07	323,7	324,12	0,42	1,28	4,05	1,26	1383	331,34	11,27	3,52	2,85
D / II	-/892171	320,12	323,86	324,26	0,4	1,24	4,15	1,3	1462	330,75	10,63	3,32	2,7
D / II	-/892171	320,13	323,79	324,23	0,43	1,34	4,1	1,28	1387	331,32	11,2	3,5	2,77
D / II	-/896648	320,07	323,86	324,32	0,46	1,42	4,25	1,33	1343	331,92	11,85	3,7	2,8
D / II	-/896648	320,15	323,63	324,06	0,43	1,33	3,91	1,22	1421	331,36	11,21	3,5	2,7
D / II	-/896648	320,11	323,58	323,99	0,41	1,27	3,88	1,21	1421	331,46	11,34	3,54	2,77
C / III	-/0520111	320,22	323,81	324,51	0,7	2,17	4,29	1,34	1037	337,57	17,35	5,42	3,33
C / III	-/0520112	320,11	323,83	324,51	0,68	2,1	4,39	1,37	1122	337,15	17,03	5,32	3,28
C / III	-/0520113	320,17	323,92	324,64	0,71	2,2	4,47	1,4	1098	336,95	16,79	5,24	3,18
C / I	-/3314211	320	323,47	323,96	0,49	1,53	3,96	1,24	1264	335,4	15,39	4,81	3,23
C / I	-/3314211	320,09	323,34	323,84	0,5	1,55	3,75	1,17	1402	334,97	14,88	4,65	3,45
C / I	-/3314211	320,22	323,64	324,17	0,53	1,64	3,95	1,23	1289	335,62	15,4	4,81	3,16
C / I	-/3212252	320,04	325,02	325,76	0,74	2,27	5,71	1,79	996	340,6	20,56	6,42	3,67
C / I	-/3212252	320,08	325,4	326,28	0,88	2,71	6,2	1,94	992	340,12	20,05	6,26	3,56
C / I	-/3212252	320,02	323,81	324,34	0,54	1,66	4,33	1,35	1255	336,33	16,31	5,1	3,68
C / I	-/3262262	320,01	324,07	324,73	0,66	2,05	4,73	1,48	946	336,95	16,94	5,3	3,37
C / I	-/3262262	320,01	324,05	324,74	0,69	2,12	4,73	1,48	1126	337,72	17,72	5,54	3,47
C / I	-/3262262	320	323,97	324,65	0,68	2,1	4,65	1,45	1136	337,83	17,82	5,57	3,49
F / III	-/5057999	320,18	324,44	325,14	0,7	2,16	4,96	1,55	1435	333,61	13,43	4,19	3,01
F / III	-/5013893	320,14	324,97	325,55	0,57	1,76	5,41	1,69	1357	333,43	13,29	4,15	3,21
F / III	-/5013893	320,09	324,54	325,1	0,56	1,74	5,02	1,57	1373	333,28	13,2	4,12	3,27
F / III	-/5013893	320,23	324,72	325,29	0,56	1,74	5,06	1,58	1336	334,05	13,82	4,31	3,3
F / I	-/507810	320,07	322,61	323,18	0,57	1,76	3,1	0,97	1741	330,76	10,69	3,34	3,54
F / I	-/5027004	320,03	323,26	323,84	0,57	1,78	3,81	1,19	1581	330,65	10,62	3,32	3,27
F / I	-/5027004	320,11	323,18	323,75	0,57	1,77	3,64	1,14	1509	331,17	11,05	3,45	3,35
F / I	-/5027004	320,24	323,3	323,84	0,53	1,65	3,6	1,12	1535	330,79	10,56	3,3	3,31
F / I	-/5015413	320,11	323,93	324,78	0,85	2,61	4,67	1,46	1378	334,11	14	4,37	3,3
F / I	-/5014613	320,19	322,96	323,6	0,64	1,99	3,41	1,06	1767	330,89	10,7	3,34	3,55
H / V	-/1707C	320,23	322,64	323,04	0,4	1,24	2,81	0,88	1753	330,68	10,45	3,26	3,28
H / V	-/1707C	320,09	322,73	323,06	0,33	1,04	2,97	0,93	1720	330,22	10,13	3,16	3,19
B / I	-/01	320,16	323,51	323,92	0,41	1,28	3,76	1,17	1436	336,84	16,68	5,21	4,05
B / I	-/02	320,01	322,12	322,53	0,41	1,26	2,52	0,79	1567	335,93	15,92	4,97	4,22
B / II	-/03	320,05	322,14	322,55	0,41	1,28	2,5	0,78	1547	336,14	16,1	5,03	4,29
J / I	-/04	320,05	324,16	324,81	0,65	2,01	4,77	1,49	1081	338,82	18,77	5,87	4,06
J / II	-/05	320,04	322,83	323,22	0,39	1,22	3,18	0,99	1502	334,53	14,49	4,53	3,84
E / IV	-/017599	320,04	323,03	323,42	0,4	1,23	3,38	1,06	1378	332,54	12,49	3,9	3,35
E / IV	-/025706	320,06	322,77	323,11	0,34	1,05	3,05	0,95	1498	332,08	12,02	3,76	3,47

Test standard: ISO 12636 4.2 (L0 to L) (*)
4.3 (L to break)

Tester: Lloyd LR 10K Plus
Grips Distance: 320 mm

Sample: 50 x 390 mm
(*) - Bench marks not used.
Elongation results may be not comparable

Graphs: Rows 1; 4; 13; 18; 24; 30; 31; 32;
33; 34; 36; 37; 38 & 39

Legend
Extension (mm)
L0: @ 10 N L1: @ 500 N
L : after 10' hold @ 500 N LM: @ break

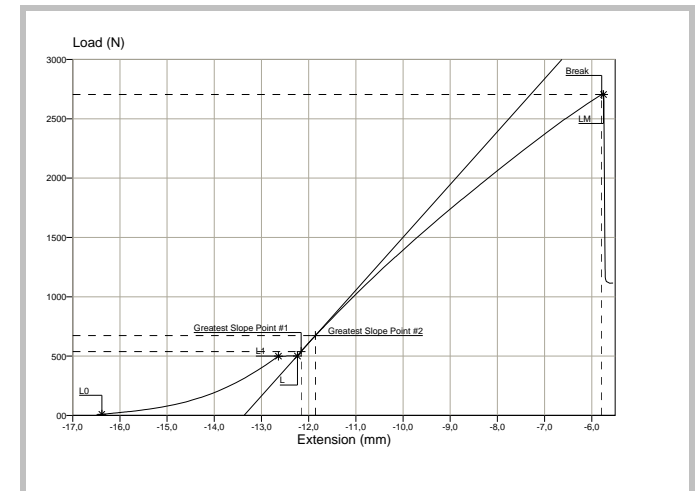
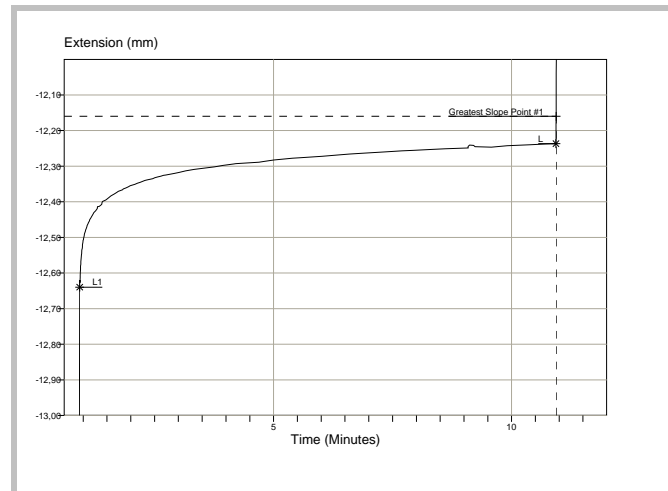
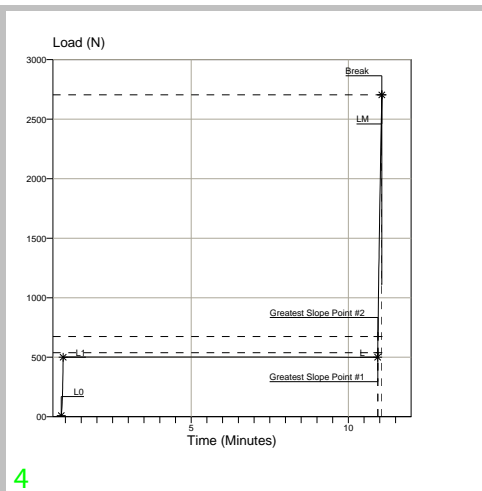
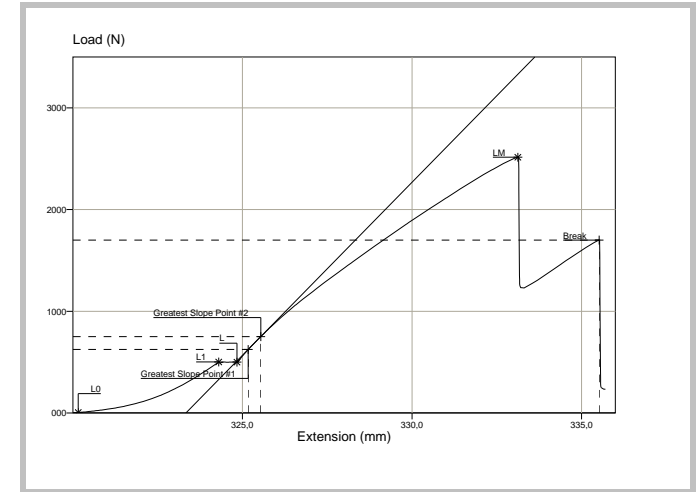
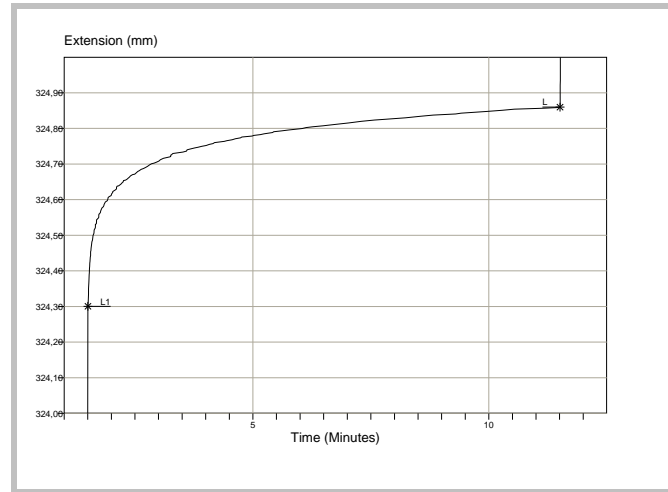
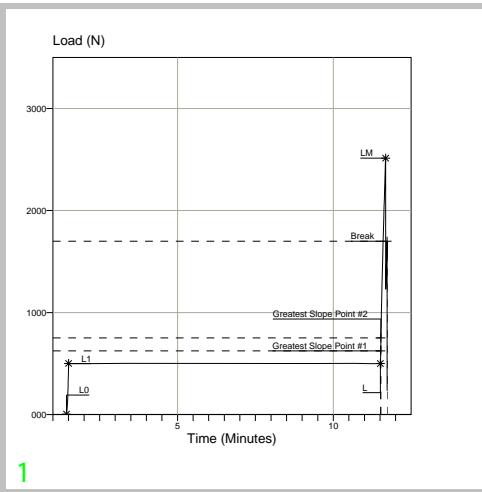
~"Mounting" elongation
L-L0: ΔL after tensioning-&-seating (mm)
E % = $[(L-L_0)/L_0]*100$ %

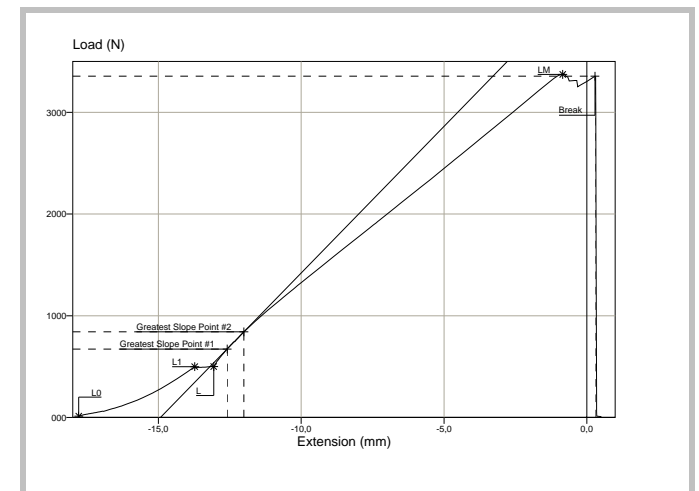
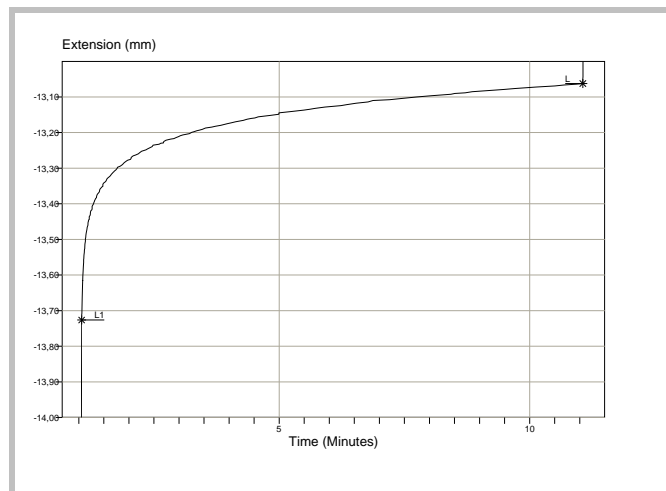
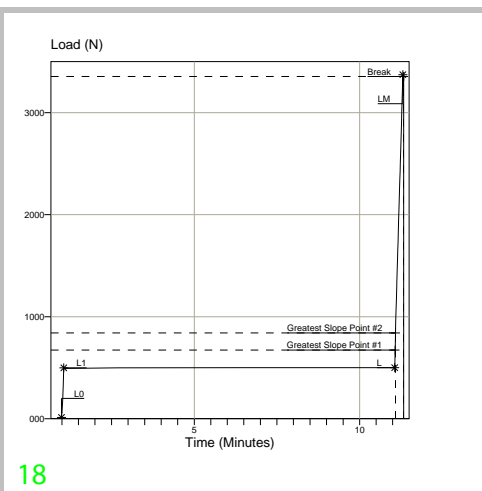
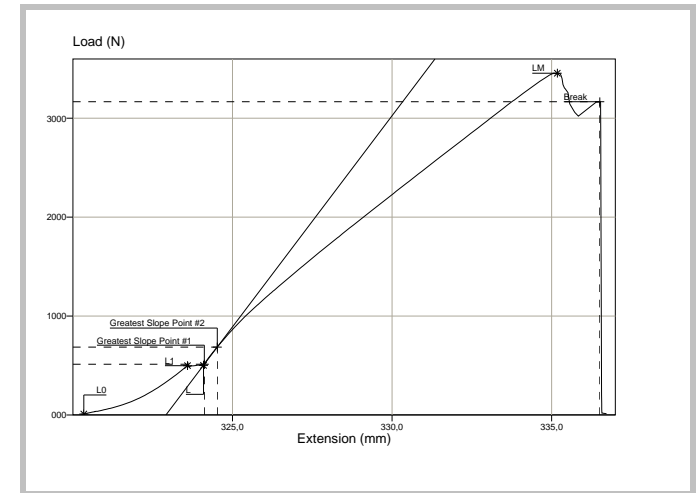
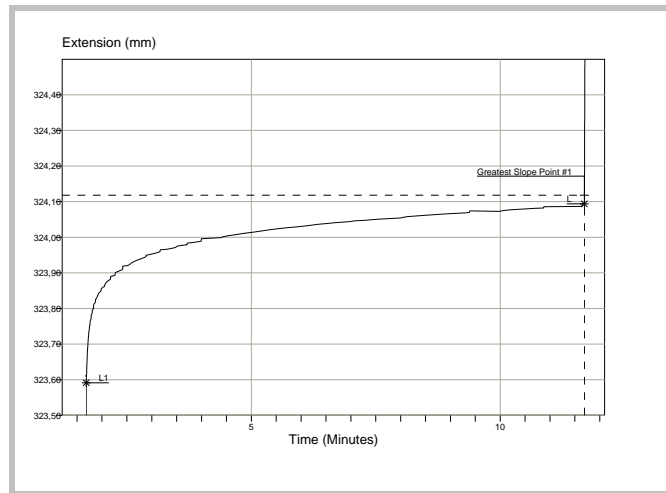
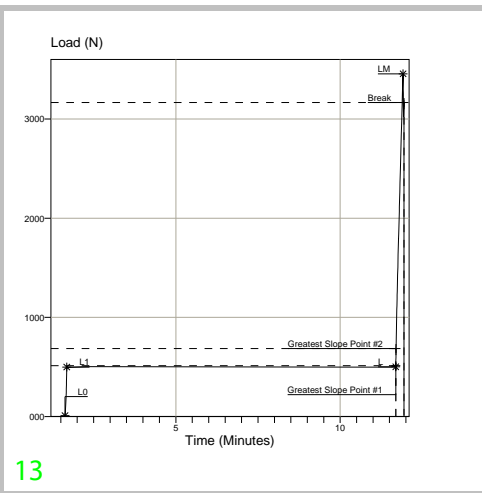
~"Yield during Print"
L-L1: ΔL after 10' @ 500N (mm)
E1 % = $[(L-L_1)/L_1]*1000$ %
Default Graph Window Extension: 1 mm


Modulus: stress/strain gradient @ greatest slope
Young's Modulus: (MPa)

Elongation @ LoadM
LM-L0: DL @ Maximum Load (break) (mm)
EM % = $[(L_M-L_0)/L_0]*100$ %

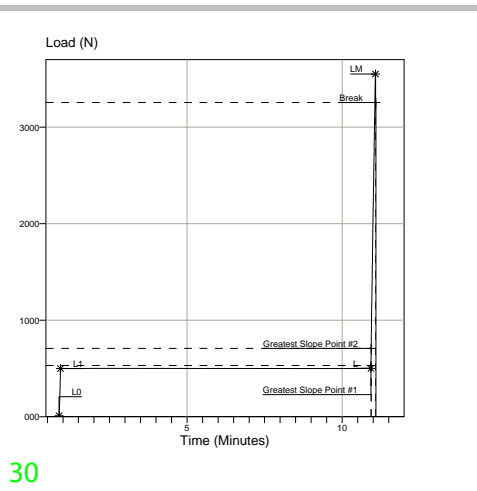
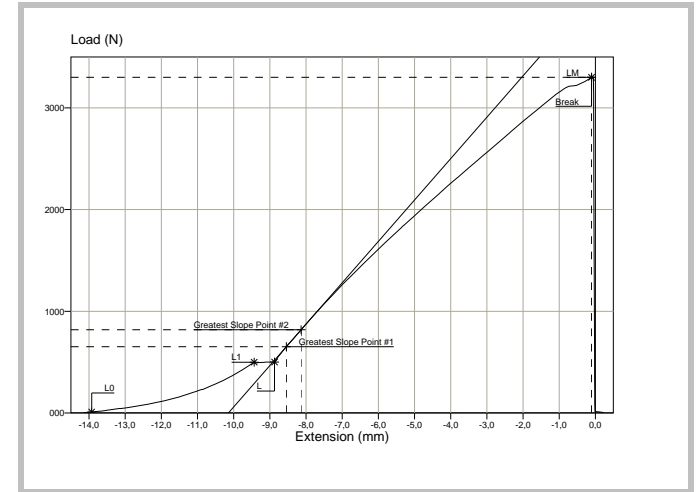
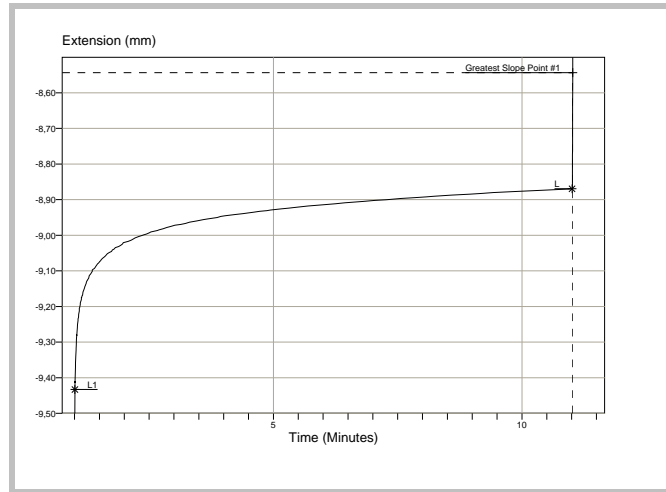
LoadM: Max. Load (kN)



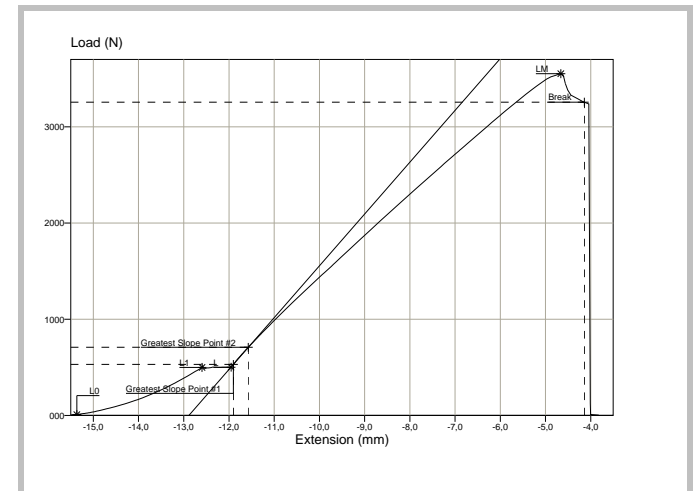
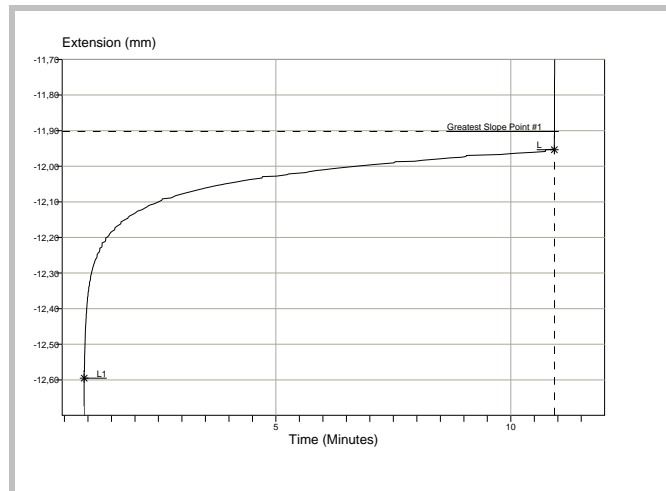


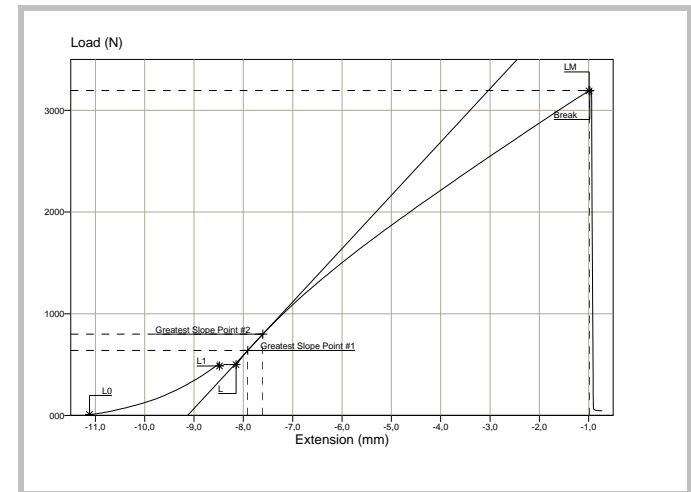
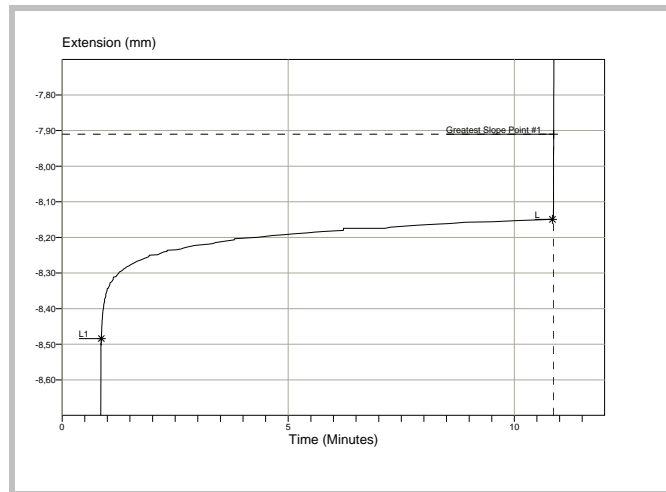
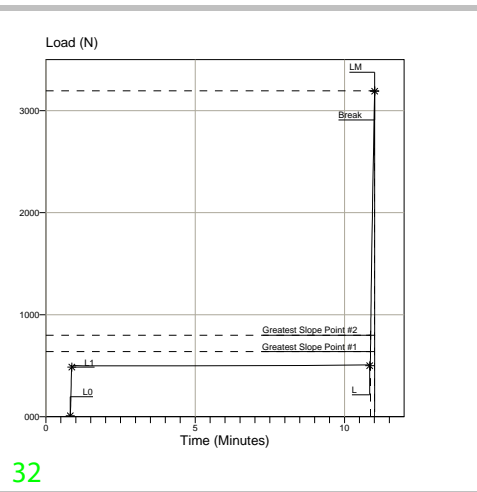
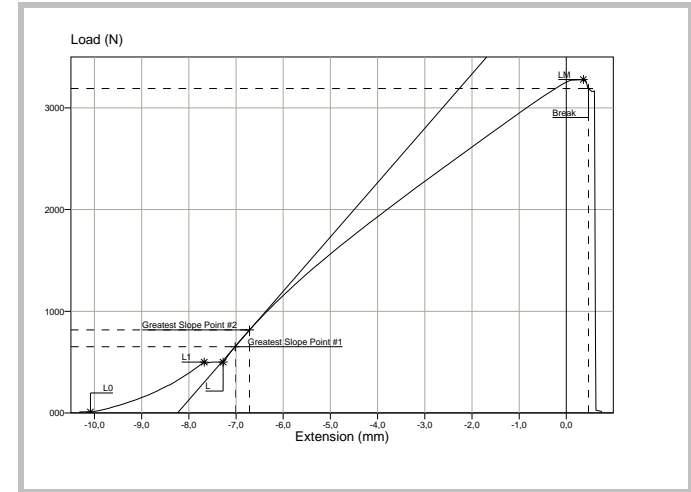
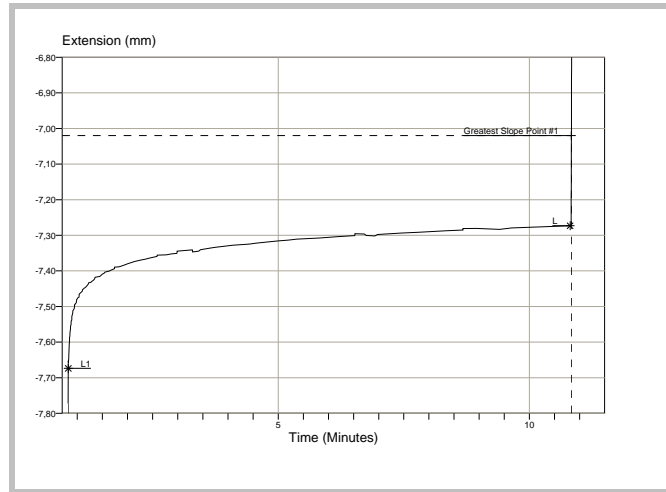
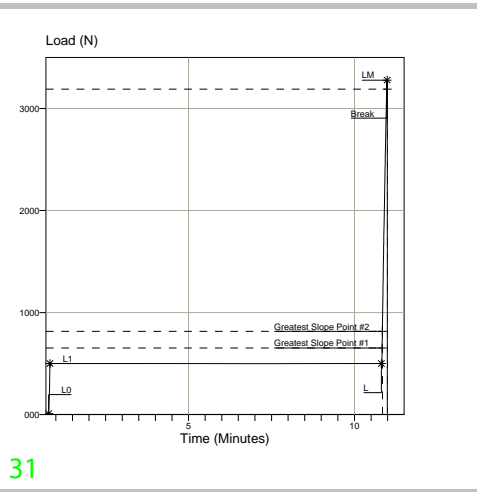


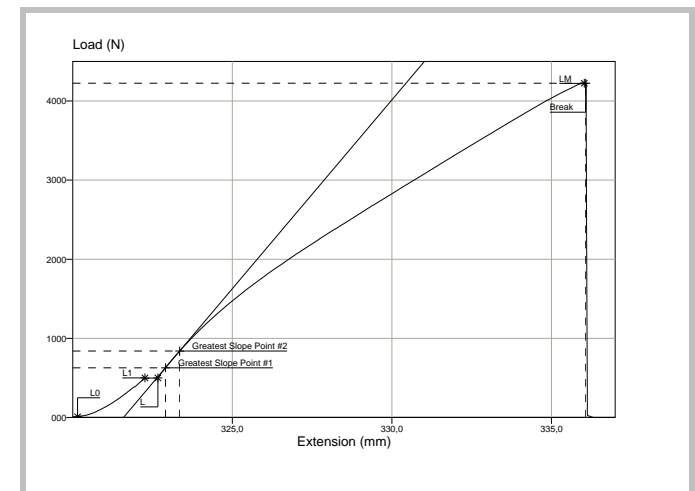
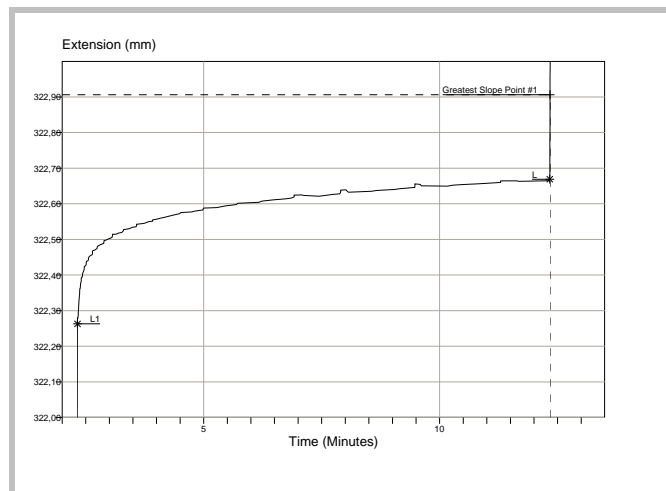
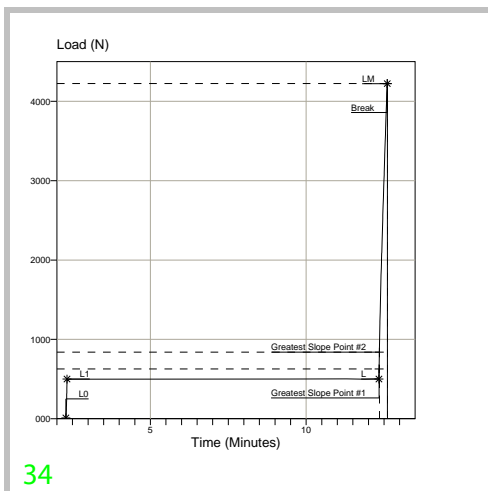
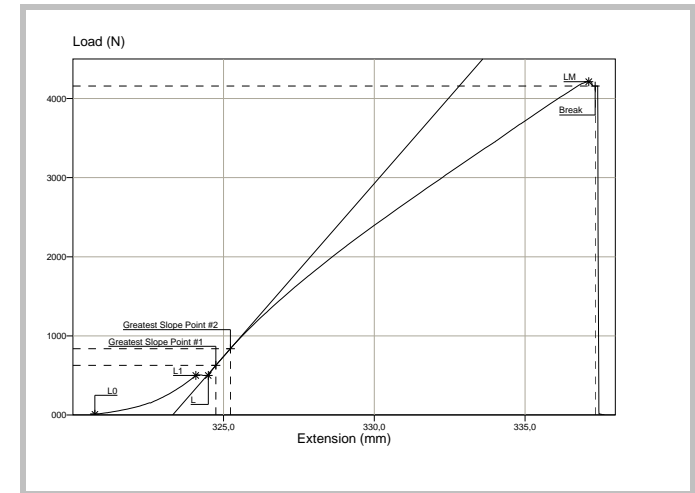
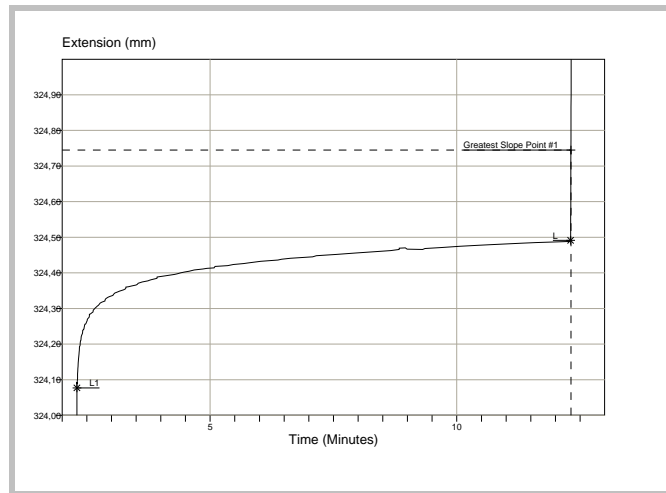
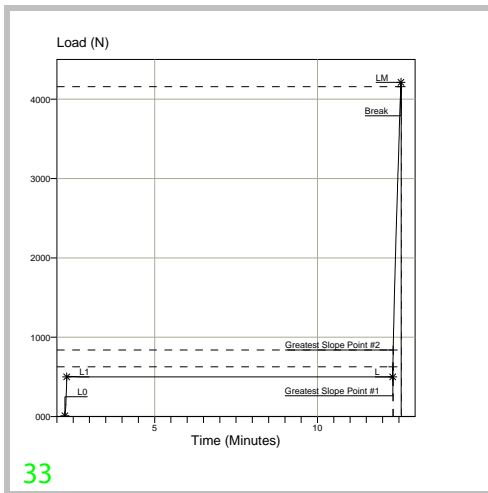
24

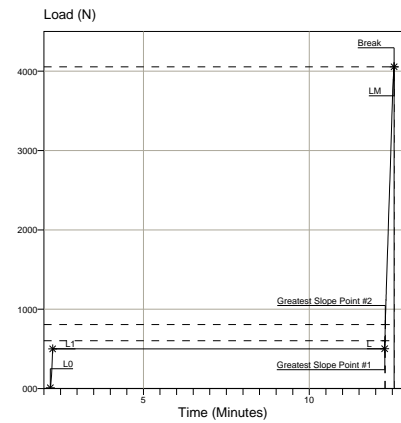


30

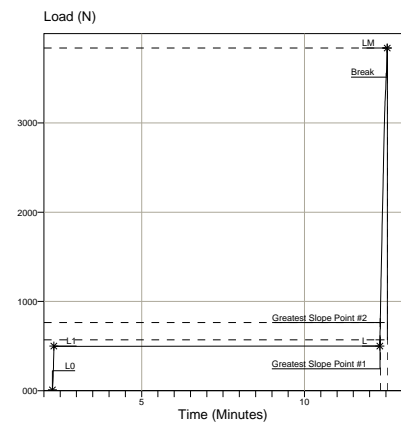
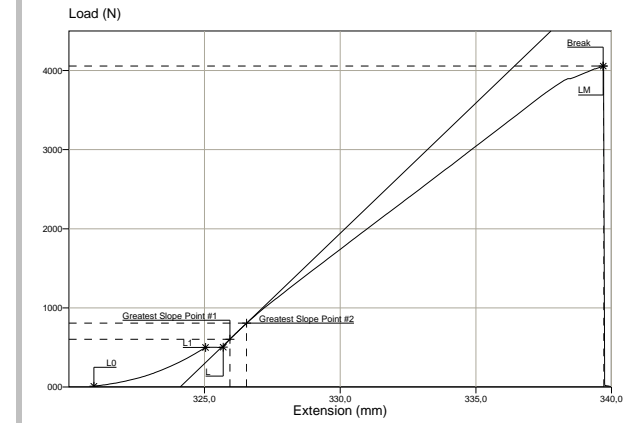
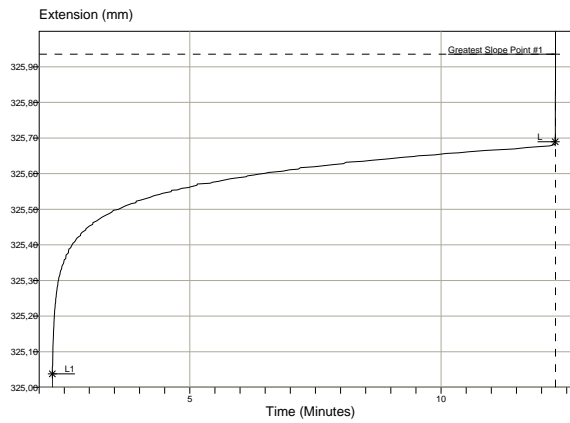








36



37

